

Planning Care

Living with Dementia:
A Resource Kit for Caregivers



Supported by QiC

How can this kit help you?

This kit consists of a series of 4 booklets. This booklet on Planning Care provides you essential information, practical tips, activities and resources on dementia to support you in caring for your loved one with dementia.

It is designed for caregivers like yourself to learn about family discussion and the roles each family member can play, how to do early planning for your loved one's care preferences, tips on how to prevent falls and make your home more dementia-friendly, ways to bond with your loved one and move about safely using public transport etc. This in turn enables you to better cope with your caregiving journey, ensuring your loved one receives the best possible care.

If you know of someone who might need help or would like to find out more about the support and services for dementia, **call** 6377 0700 by Dementia Singapore, **click** DementiaHub.SG, or **visit** a community mental health team via for.sg/wayfinding.

Scan the QR codes or visit the websites.



www.dementiahub.sg



www.for.sg/wayfinding

Contents

1. Caregiving Arrangements	2
<ul style="list-style-type: none">• Gathering the family for discussion• Who should attend the meeting• Deciding who does what• Setting the agenda• Should the family meeting be held in a healthcare vicinity	
2. Helping your Loved One who is Living Alone	10
3. Understanding Care Preferences and Legal Matters	12
<ul style="list-style-type: none">• Post-Diagnostic Support (PDS)• Advance Care Planning (ACP)• Lasting Power of Attorney (LPA)• Advance Medical Directive (AMD)• Setting up a trust• Making a will• Why make a will	
4. Financial Assistance Schemes	24
<ul style="list-style-type: none">• Caregiver training• ABCs of Caregiving course	
5. Making your Home Dementia-Friendly	28
<ul style="list-style-type: none">• General fall prevention tips at home	
6. Tips on Daily Living Activities	32
<ul style="list-style-type: none">• Visiting the doctor• Visiting relatives and friends• Festive celebration• Taking public transport	
7. Employment for Persons with Young-Onset Dementia	40



1. Caregiving Arrangement

Gathering the family for discussion

A family discussion can be very helpful when your loved one has been diagnosed with dementia and needs care. Some families may think it is taboo to discuss concerns revolving around dementia, but it is important to make clear that the family discussion is about honouring your loved one's wishes.



Different family members cope with the diagnosis differently, and communicate their thoughts and emotions in their own ways. Sometimes, this might lead to unintentional friction within the family. Examples of disagreements that may arise from caregiving:

- The type of care to be provided.
- Financial responsibilities .
- Roles of each family member in caregiving responsibilities.
- Struggles with managing work, personal responsibilities and caring for a loved one.
- Clashing emotions that come along with the caregiving journey.

It is important that these issues are identified and managed efficiently. Preparing for them can reduce the stresses and strains of caregiving, and in the process, enhance and strengthen family relationship.

Who should attend the meeting

Involve immediate family members or close relatives whom your loved one is comfortable with, and who are part of the caregiving team. If you have a big family, there may be instances in which certain members will be unable to attend. In such a case, it is important that family members who are in a position to finalise key decisions are present. This may not necessarily mean the eldest relative or the person paying the bills. Having an external facilitator such as a social worker, who can provide a neutral, objective and unbiased opinion when needed, can help communicate difficult topics.

Whether your loved one living with dementia should be part of the meeting depends on the following:

- **Is your loved one able to think clearly and express his or her wishes?**
- **Do you think he or she would be comfortable sitting in on the discussion?**
- **Can the family have an open and frank discussion if your loved one is present?**

Learn about the benefits of mediation and its process in applying for one from Community Mediation Centre and Singapore Mediation Centre. Scan the QR codes or visit the websites:



<https://cmc.mlaw.gov.sg/>



www.mediation.com.sg/service/family-dispute

Deciding who does what

The best way to choose the decision maker is to ask your loved one while he or she is able to make decisions on their own. If a decision maker has not been appointed, the family will need to nominate a decision maker everyone is comfortable with.

Have a win-win mindset - respect each family member's individuality and strength, to create an environment that allows for acceptance of the situation, open discussion and problem solving.

The meeting is also a good time for everyone to figure out the part they can play to help. Some of the key roles you may consider include:



Main caregiver

This should be the person who has been living with and have regular interaction with your loved one.



Transport

Family members who own vehicles may help to ferry your loved one for medical appointments.



Finances

Someone in the family can bear care costs, while the rest of the family can chip in if they can.



Support for main caregiver

When the main caregiver needs a break or is unable to care for your loved one for a period of time, other family members may volunteer to step in to provide care.



Liaison with healthcare professionals

Someone who can communicate and relay important healthcare information, if the main caregiver is unable to.

Useful resources

1. Care Service Recommender for dementia support and services

You can use this to locate nearby services that caters to your specific needs and concerns.

Visit www.for.sg/csr or scan the QR code to find out more.



2. DementiaHub.SG

DementiaHub.SG is a one-stop resource portal on dementia information and resources.

Visit www.dementiahub.sg or scan the QR code to find out more.



Setting the agenda

The family discussion can be in a form of a physical or virtual meeting where the members involved are comfortable with. In a meeting that reflects deep feelings and opinions from every individual, putting the situation into perspective helps the family focus on the main issue. This can be done by:

- Explaining the condition so that everyone understands what is happening.
- If you have been talking to the doctor or healthcare professional all this time, then you may be the best person to explain what you know.
- Laying out the possible healthcare options and costs involved with each choice.
- Making someone in the family the decision-maker on behalf of your loved one.

If your loved one already has a caregiver, or has a foreign domestic worker providing care, the family must assess if the caregiver has the ability to take care of your loved one's new needs.

Ground rules for a fruitful discussion

- Set aside time for regular discussions regarding your loved one's care and the various caregiving responsibilities. Care needs can and will change with time.
- Have a round-table discussion so that everyone will have a turn to speak and raise their concerns.
- Respect each other's views and needs. Try to see things from all perspectives.
- Everyone has personal responsibilities that they need to consider e.g. children, work, spouse, finances, etc.
- Focus on one issue at a time before moving onto the next.
- Consider which method you can use to come to a family consensus e.g. through majority voting, seeking doctor's opinion, etc.
- Be open to discussion and adapt your point of view to the priorities at hand.

Keep your loved one's needs and wants at the centre of the discussion. To have a clearer picture of what their wishes are, you can consider Advance Care Planning (ACP) as early as possible.

Visit <http://mylegacy.life.gov.sg> or scan the QR code to learn more about ACP.



Deciding where to hold the family meeting

Some families may prefer to hold the meeting in a hospital as they prefer to consult healthcare professionals directly when questions arise. Care professionals such as counsellors and medical social workers are also trained to help guide a family towards making decisions that benefit their loved one.

Every family has its own circumstances. You may ask a medical social worker or healthcare professional at your institution of choice to provide more advice on holding the discussion. Outside the healthcare setting, you may also approach a Family Service Centre.

Visit www.caregiver.org/holding-family-meeting or scan the QR code for tips on holding a family meeting.



Keep the family involved

After the discussion, the family should stay in touch with one another. Messaging apps like WhatsApp are very useful for families to send quick updates on the loved one's condition. This can also be a good way for family members to show their support for the main caregiver.

Giving the caregiver emotional support can be just as powerful as lending a hand with daily duties.



Caregiver Support Network (CSN)

Caregiver Support Network (CSN) aims to support and connect with caregivers caring for persons living with dementia and mental health conditions. The goal of CSN is to empower caregivers through a Peer Support Network focusing on self-care, mindset change and recognition. If you are a caregiver seeking connection, guidance or a listening ear, we invite you to join the CSN near you. By being part of the CSN, you can care for yourself and become a pillar of strength for one another on the caregiving journey.

AWWA Ltd (Yio Chu Kang)	Tel: 6511 6690
Mindfull Community Limited (West, Central and North regions)	Tel: 6460 4400
Care Corner Seniors Services Ltd (Toa Payoh East and Toa Payoh West-Thomson)	Tel: 6258 6601
Club HEAL (East and South regions)	Tel: 6899 3463
Dementia Singapore (Nationwide)	Tel: 6377 0700
Fei Yue Community Services (Queenstown)	Tel: 6011 7651
Montfort Care (Marine Parade)	Tel: 6399 1888
NTUC Health Co-operative Ltd (Taman Jurong)	Tel: 9455 2308
REACH Community Services Ltd (Hong Kah North)	Tel: 6801 0878
Marine Parade Community Space Ltd (Marine Parade)	Tel: 6493 7353

*Information is accurate as at January 2026.

If you are keen on setting up a Caregiver Support Network, visit www.for.sg/csntoolkit to watch a step-by-step video, or download the CSN toolkit at www.for.sg/csntoolkit which provides you with useful timelines and templates to use. You can also scan the QR codes to learn more.

Video



Toolkit





2. Helping Your Loved One Who is Living Alone

Persons living with dementia in the early stage may choose to live alone so as to maintain their independence for as long as possible, or to stay in a familiar place. As dementia progresses, it is likely that alternative living arrangements may have to be made.

Here are some tips for you to care for your loved one who lives alone:

Make your loved one's daily activities easier



Your loved one may forget to shower, change their clothes, have their meals, perform housekeeping duties, and even forget to feed their pets.

Arrange for meal delivery services and/or housekeeping services. Write reminders e.g. to feed the pets, to turn off the stove etc, and stick them on places easy for them to see (fridge, bedroom, living room etc). Large digital clocks and calendars may help him or her to orientate.

Improve safety in your loved one's home



Your loved one may lack judgement in dangerous situations such as hazardous electrical appliances, slippery floors, etc.

Install non-slip mats and grab bars in the bathroom. Remove home hazards such as faulty kitchen appliances, clutter, fire hazards and broken furniture. Use technology such as monitoring systems to track your loved one's mobility in the house or outdoors.

Visit www.for.sg/dhubindependentliving or scan the QR code to find out more.





Involve others in your loved one's care



A person living with dementia may exhibit behaviour that is hard to understand or accept. This may lead to unfriendliness or trouble with the neighbours, police or community.

Involve family members to take turns to visit your loved one regularly. If regular visits are not possible, communicate via phone calls or text regularly. Explain your loved one's situation to neighbours and local shopkeepers, so that they can help keep an eye out for your loved one in the community.

Source: Alzheimer's Society

Visit www.alzheimers.org.uk or scan the QR code for more information.





3. Understanding Care Preferences and Legal Matters

Post-Diagnostic Support (PDS)

At the point of receiving the diagnosis of dementia, a newly diagnosed person and their caregiver may not fully understand the condition, including where information can be found, what support and care services are available and what to expect as the condition progresses.

Post-Diagnostic Support (PDS) for newly diagnosed persons living with dementia and their caregivers serves to proactively reach out and establish a structured support system consisting of information, care service linkage and case management.

It supports both the person living with dementia and their caregivers for several months upon referral.

A Post-Diagnostic Support team, consisting of a team of care professionals, will guide and help a person living with dementia and their caregiver on the journey to

- Understand the condition and live with dementia;
- Facilitate early planning and management of the condition; and
- Co-ordinate community resources to support person-centred care.



PDS Services include:

1. Providing socioemotional and psychoeducation support to both the caregiver and person living with dementia e.g. understanding dementia and what to expect, and facilitating early planning and management based on your loved one's current and future needs.
2. Care co-ordination and service linkage to community support programmes and respite services.
3. Developing a personalised care plan (where possible) and long-term care plan that will be tailored based on the needs identified and offer guidance throughout the progression of dementia.
4. Develop a caregiver support network where caregivers can interact and support one another.

The Agency for Integrated Care is collaborating with hospitals and service providers to provide the Post-Diagnostic Support Community Outreach Team (CREST-PDS) programme. To find out more, you may visit www.for.sg/aiccrestpds or scan the QR code.

Agency for
Integrated Care



Advance Care Planning (ACP)

ACP is the process of planning for one's future health and personal care. Having ACP conversations allows your loved one living with dementia to:

- Share his or her personal values and beliefs with the family.
- Explore how his or her values and beliefs influence their healthcare preferences in difficult medical situations.
- Delegate a trusted member/relative to make healthcare decisions on their behalf when he or she is unable to do so one day.

Ideally, discussions about your loved one's care should take place as early as possible, while your loved one living with dementia still has the capacity to make informed choices and decisions.

4 simple steps to Advance Care Planning:

1



Think about it

- Consider what your loved one needs to live meaningfully and what would be important to him/her at the end of life
- Understand the prognosis and treatment options

2



Talk to loved ones and caregivers

- Discuss wishes and goals for care with close family and friends to help them better understand the situation
- Your loved one living with dementia may have one or two trusted loved ones who can be his or her voice

3



Put wishes into a plan

- Record and share your loved one's decisions and wishes with appropriate persons
- Share and discuss these future healthcare choices with the attending doctor

4



Review your preferences

- Your loved one can always change his or her mind after the plans are made
- If that happens, be sure to update the ACP documents and make new copies for the trusted parties involved

For a list of the places you can make an appointment for an ACP session, visit the ACP Directory at www.for.sg/acp-readiness-mylegacy or scan the QR code.



Lasting Power of Attorney (LPA)

As dementia progresses, persons living with dementia will have increasing difficulty with judgement and problem solving. You may notice that they might be less able to make sound financial and healthcare decisions.

LPA is a legal document that confers one or more persons (donee(s)) the authority to make decisions and act on a loved one's (donor) behalf. The donee(s) should be at least 21 years of age to make decisions about their loved one's personal welfare, property and/or affairs matters when he or she loses the mental capacity to make his or her decisions.

It is necessary for a certified issuer to sign the LPA as a witness and to certify that your loved one is aware of the implications of making an LPA. A certificate issuer can be a psychiatrist, a practicing lawyer or an accredited medical practitioner.




There are two types of LPA forms:

Form 1



This is a standard version that individuals use to grant general powers with basic restrictions to their donee(s).

Form 2



This is for those who have non-standard requirements and wish to grant customised powers to their donee(s). It is typically chosen by those who have larger and more complicated assets.

Visit www.msf.gov.sg/what-we-do/opg or scan the QR code for more information.



Advance Medical Directive (AMD)

AMD is a legal document signed by your loved one in advance, informing their doctor that they do not want any extraordinary life-sustaining treatment to be used, in the event they become terminally ill and comatose.

Making an AMD is a voluntary decision by your loved one. As medical technology advances, there are many ways of extending a person's life. This means that he or she can live longer even with a terminal illness. Extraordinary life-sustaining treatment is any medical treatment which serves to prolong the lifespan of terminally ill patients; but does not cure the illness, e.g. a respirator connected to a patient to assist with breathing does not contribute to healing or treatment.





Your loved one may not be able to express his/her wishes to continue or stop treatment. Some people may prefer to pass on naturally in peace and not extend treatment. In the situation that your loved one is not able to communicate his or her wishes to the doctor in the future, the doctor will be guided by his or her AMD.

To make an AMD:

- Patients must be above the age of 21 and of sound mind.
- Three doctors (including the hospital doctor) must all certify that the patient is terminally ill. * Two of the doctors must be specialists.
- Patients need to complete and sign the AMD form in the presence of two witnesses – the doctor in-charge and someone who is above 21. Both witnesses cannot stand to gain anything from the patient's passing.

If there is disagreement between the doctors,

- The doctor-in-charge will review the AMD.
- If there is still no agreement, the Ministry of Health will appoint three additional specialists to review your loved one's case.
- If all the three appointed specialists are unable to certify that your loved one is terminally ill, the AMD cannot take effect.

An AMD can be cancelled at any time. Your loved one can do this by completing a form or writing a letter to the Registrar of AMDs, and having a witness who can testify to their cancellation. You may opt to be a witness.

If he or she is unable to write, they may communicate their wishes to cancel the AMD by speaking or using sign language. The witness will have to submit the notice and explain why they are unable to submit it themselves.

Source: Ministry of Health

Setting up a trust

If your loved one has assets such as property or savings, he or she may want to set up a trust while they have the mental capacity to make decisions that will affect them for the rest of their lives.

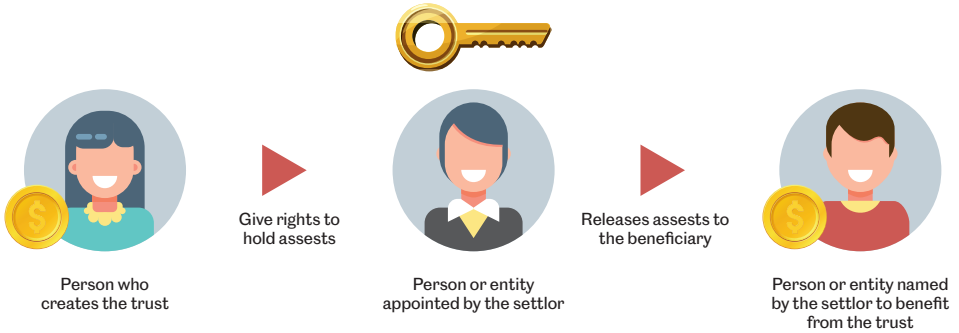
A trust is a legal arrangement that allows an individual such as your loved one (known as the settlor) to place their assets such that an appointed trustee (a person or entity) can administer and manage them for the benefit of their beneficiaries e.g. family members such as children and grandchildren, friends or charitable organisations.

Assets may include cash, property, family businesses, jewellery and stocks. However, you may wish to check with the trustees what sort of assets they would administer as this can differ from trustee to trustee.

There are different types of trusts. For example, your loved one could discuss with the trustee to how best their assets should be distributed to their beneficiaries. Your loved one can also determine the specific instruments (e.g. an insurance policy) for the trustee to manage and distribute their assets. The trustee has a statutory obligation to act in the beneficiaries' best interests.



How does a trust work?



Why set up a trust?

- Trusts can be activated while your loved one living with dementia is still alive.
- Protect the interests of young and vulnerable beneficiaries who, for whatever reason, are not capable of handling their own financial affairs.
- Wealth management and transfers. Rules can be written for the trust to determine how the assets are passed on to your loved one's next generation/s.
- Protection from creditors. Some types of trusts can protect assets intended for beneficiaries from creditors. This can be used by individuals in high-risk businesses or professions.

Can someone living with dementia set up a trust?

A settlor living with dementia can create a new trust, provided they still have the mental capacity to undertake this momentous decision. If, after consulting with your loved one's doctor, he or she determines that your loved one can execute a trust, proceed with caution and have the doctor memorialise your loved one's condition at the time the trust was created.

If the doctor determines your loved one does not have the mental capacity, the donee (see page 15 on Lasting Power of Attorney) appointed under LPA shall act or make decisions for your loved one in accordance to the principles and regulations under the Mental Capacity Act and the restrictions specified in the LPA.

Due to the complexity of a trust, it is advisable to engage the services of a lawyer, who is able to offer specific legal advice as to trust law in Singapore and to draft a LPA 2 that is often used for more complex LPA arrangements.

Can a trust be set up for someone who has lost mental capacity?

If your loved one has already lost mental capacity (e.g. because of dementia) and the setting of up a Trust is in their best interest, a Court appointed Deputy, who could be a lay deputy (e.g. a family member) or a Professional Deputy (accredited with the Office of Public Guardian, MSF) can set up a Trust or a Special Needs Trust to manage the assets of your loved one lacking mental capacity.

The Special Needs Trust Company (SNTC) (www.for.sg/sntc) provides affordable trust services to safeguard monies set aside by caregivers to fund the long-term care needs of their dependants with disabilities, including persons with Alzheimer's Disease. SNTC is a subsidiary of SG Enable and is supported by the Ministry of Social and Family Development.

Visit www.for.sg/prof-deputies for a list of professional deputies or scan the QR code for more information.



To enquire on law firms that specialise in trusts, email the Law Society of Singapore at lawsoc@lawsoc.org.sg.



Making a will

Planning a will is important to carry on the wishes of a loved one after he or she passes on. The will contains clear instructions about what one wants to do with his or her money and the assets they own. It will also ensure that your loved one's legacy and future generations are taken care of accordingly.

A will takes effect after death. It is a legal document that describes your loved one's estate, which includes their money, savings and assets. It also states how your loved one's estate will be distributed among their beneficiaries.

Wills differ from person to person. It can be a simple one-page document to a complex one, depending on your loved one's estate. It also contains instructions about the care of young children, special needs children, gifts to charity, and so on.

A will normally includes the following:

- ✔ A list of all of your loved one's assets.
- ✔ A list of all your loved one's liabilities and debts, stating how your loved one wants to pay his or her debts off before assets are distributed to the beneficiaries.
- ✔ The beneficiaries and guardians, and how much each one is to receive.
- ✔ The executors to carry out your loved one's will. A beneficiary may also be the executor.
- ✔ The advisors (such as your loved one's lawyers and accountants).
- ✔ A revocation clause: This is to cancel out any wills your loved one planned previously.
- ✔ A residuary clause: This gives your loved one a say in how they want to distribute the rest of their estate. For example, if a beneficiary dies before your loved one, the intended assets will be a part of this remainder.




Why make a will

If your loved one does not have a will, the Public Trustee, an office under the Ministry of Law, will decide who receives his or her property based on the law. What this means is that people to whom your loved one wants to pass on their money or belongings may not get them.


Help your loved one ensure that their money goes where they want it to go by planning a will. They may appoint:

Executor



An executor, someone trusted to make sure their wishes are carried out; or

Guardian



A guardian to take care of the property or money they are leaving for their children.

If you and your loved one need legal advice, you may want to consider visiting a free legal clinic. Keep in mind free legal clinics are staffed by volunteer lawyers so not all of them may be experts in this area. You should call the clinic before you visit to make sure they can give you and your loved one the necessary advice. Free legal clinics are offered at some community clubs.



4. Financial Assistance Schemes

Being diagnosed with a medical condition such as dementia is not only emotionally painful, but can also present itself as a financial challenge to families.

There are several financial assistance schemes that cater to persons living with dementia, as well as their caregivers and loved ones.



Caregiver training

There may be times when you find that you do not have adequate skills to provide care for your loved one. Caregiving training can equip you with relevant skills and useful tips on providing a safe, healthy and supportive environment for your loved one.

Visit www.for.sg/dhubfinancialschemes or scan the QR code for more information on schemes and their eligibility criteria.



Visit www.for.sg/aic-cgtrainingschemes or scan the QR code to apply for caregiver courses.



ABCs of Caregiving course

This course covers all essential skills needed to care for your loved one's daily needs, based on their mobility condition. The home-based or classroom-based courses are tailored for informal caregivers, including migrant domestic workers (MDW).

You can choose from 3 sets of courses depending on your loved one's mobility conditions.



My loved one is **A**mbulant (Can walk)

This covers use of walking sticks and walking frames, assisted showering and how to prevent your loved one from falling.



My loved one is **B**ed-bound

This covers positioning and turning in bed, managing pressure injuries, assisted showering or bed bath, use of bedpans and urinals and diaper changing.



My loved one is using a **wheelC**hair

This covers use of wheelchairs and commodes, assisted showering and diaper changing.

Course fees for each set ranges between \$240 and \$300. Those who qualify for Caregivers Training Grant may tap on the grant to offset up to \$400 of the course fees.

Topics covered:

	My loved one is Ambulant (Can walk)	My loved one is Bed-bound	My loved one is using a wheelChair
The Fundamentals	<ul style="list-style-type: none"> • Understanding ageing and communicating with seniors • Monitoring vital signs (temperature, blood pressure, pulse rate) and managing emergencies • Infection control (including hand hygiene and simple wound care) and basic skincare • Serving oral medication (including reading of medication labels) • Simple exercises for seniors • Nutrition and Hydration (including different types of diet, and what makes up a balanced diet for seniors) 		
Assistance in Daily Tasks Modules	<ul style="list-style-type: none"> • Feeding (oral or tube) <p>*Note: If the senior is on tube-feeding, the module "Nutrition and Hydration" would not be covered</p>		
Modules to suit your loved one's Mobility Conditions			
Toileting	Identifying abnormalities	+ Use of bedpan, urinal and diaper changing	+ Use of commode and diaper changing
Personal Hygiene	Assisted showering	Assisted showering or bed bath	Assisted showering
Mobility	<ul style="list-style-type: none"> • Use of walking sticks, walking frame • Fall prevention 	<ul style="list-style-type: none"> • Positioning and turning in bed • Managing pressure injuries 	Use of wheelchair

Top-up electives (for home-based training only)

If your loved one needs more specialised care, you can “top-up” your training course with additional electives. These electives, which are 45 minutes to 1 hour each, can provide customised training to care for your loved one.

Care of Urinary Catheter	Covers draining, changing and cleaning of the urinary drainage bag
Stoma Care	Covers care of stoma and changing of stoma bag
Bed Bath	Covers how to perform bed bath for a senior
Transferring, Positioning and Mobility (Wheelchair)	Covers the use of wheelchair and transferring techniques from bed to wheelchair

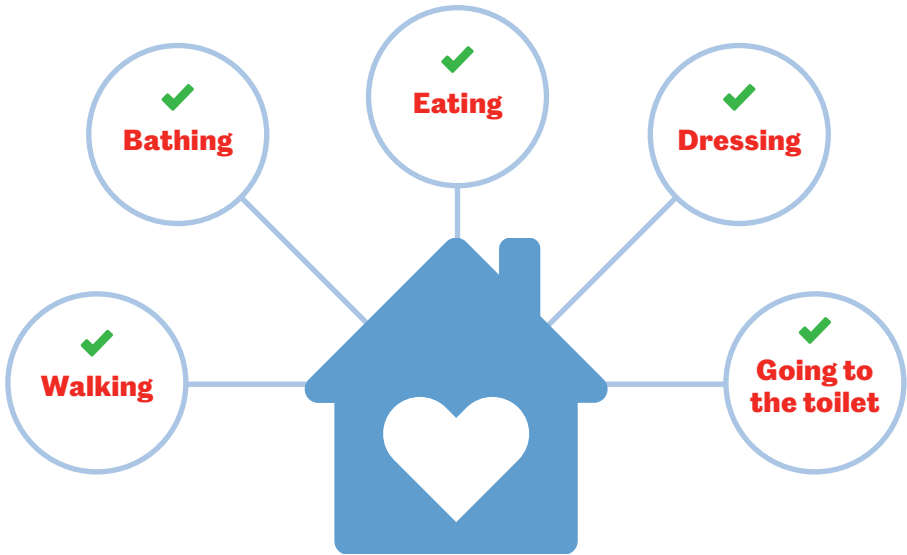
Visit www.for.sg/aic-cgtrainingschemes or scan the QR code to learn more about the ABCs of Caregiving course and other available caregiver training courses and schemes.





5. Making Your Home Dementia-Friendly

Preparing your home to make it a safe place for your loved one is also part of early planning. Persons living with dementia may experience difficulty performing routine tasks such as:



To allow seniors to feel more confident and live independently at home, it is important to create a safe and comfortable environment.

An occupational therapist can help to assess your home, identify potential safety hazards, and recommend simple home modifications and assistive equipment to enhance your loved one's freedom of mobility.

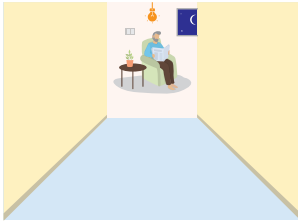
Additionally, it is beneficial to know your loved one's preferences, habits and routines. Discuss them with other family members to plan the most appropriate changes. It is advisable to implement the changes gradually, because any sudden change may disrupt your loved one's routine and cause them stress instead.

General fall prevention tips for homes




Ensure the physical home space is appropriately equipped

- Adequate lighting
 - use bulbs with a minimum of 100 watts.
- The height of chairs is not too low.
- The nightlight switch is within easy reach.



Remove clutter and potential safety hazards

- Clear and keep walkway dry.
- Keep away or remove loose wires.
- Avoid rugs and loose carpets.



Be attentive to your loved one's attire

- Ensure he or she wears proper home footwear with non-slip soles while moving about safely at home.



Be attentive to your loved one's movements

- Place frequently used items within reach.
- Ensure floors are not wet and slippery before they walk on it.
- Pace all activities; do not rush to do things.
- Change their positions slowly when getting them up from the bed.

General fall prevention tips for homes



Create a safe and comfortable space at home

- Create a safe, designated room or screened-off area in your home for your loved one.
- The space or room should provide a multi-sensory experience every time he or she steps inside.


Consider these components for this sensory experience

Lighting	Music	Scent	Suitable Furniture
Choose a quiet space with sufficient natural light and ventilation. A strong light can be glaring and uncomfortable.	Play soothing and preferred music. Music may trigger memories and improve their mood, allowing further engagement.	Scent the room with essential oils such as lavender and lemon, which have been shown to reduce anxiety and agitation for persons living with dementia.	Provide a comfortable chair and a light blanket for a cosy feel.

Other simple installation:



Grab bars inside the toilet



Ramps over kerbs



Anti-slip flooring

Other useful resources

360° Virtual Reality Dementia-Friendly HDB Home Design Guide

Visit www.for.sg/dfhome or scan the QR code to experience this localised virtual reality guide.



How and What to Modify in your Home

Visit www.for.sg/dhubindependentliving or scan the QR code.



Visit www.dementiahub.sg or scan the QR code for more information on dementia.



Visit www.for.sg/sgwhdbease or scan the QR code for more information on the Enhancement for Active Seniors (EASE) for households with seniors who need help with Activities of Daily Living (ADL).



Visit www.for.sg/aic-smf or scan the QR code for more information on the Seniors' Mobility and Enabling Fund (SMF) which provides subsidies to seniors for mobility and assistive devices or home healthcare items.



3

Plan for the actual trip to the doctor

Most public transportation officers are trained to support persons with mobility issues. Private hires like GRAB Assist can also do that.

Choose the most comfortable schedule for you and your loved one, keeping the time around your scheduled trip free from appointments to ensure a comfortable travel.

They may also experience stress and anxiety from being in an unfamiliar environment, so always prepare for emergencies by bringing:



Mobility aid



Toiletries



Towel



**A change
of clothes**



**Snacks
& water**

Visiting relatives and friends

1

Understand dementia

Understanding how dementia develops will allow you to understand some of the behaviours or feelings your loved one is experiencing. Refer to Book 1 on “Knowing Dementia” to understand dementia.

2

Always introduce yourself

Greet your loved one by introducing your name and how you are related to them. Sometimes your loved one may have forgotten, and may develop anxiety from trying to recall who you are. Reminisce family photos with your loved one may make them feel more at ease.

Visit www.dailycaring.com/4-ways-remembrance-therapy-for-dementia-brings-joy-to-seniors/ or scan the QR code to learn more.



3

Make the visit fun

Make the visit fun by bringing something with you e.g. an old photo, a memento from a past trip together, or an item from olden days. Reading from a magazine or newspaper also helps to engage your loved one together.

Use music to lift your loved one’s mood. Music can create an atmosphere of relaxation or fun whether it is played from a radio or on an instrument. It can help your loved one recall past memories, or simply to have a good time!



Visit www.for.sg/asktheexpertsep4 or scan the QR code to watch the **“Ask the Expert”** video on how to manage your loved one’s daily activities such as bringing them out to a gathering.



Visit www.dementiahub.sg or scan the QR code for more information on dementia.



4

Acknowledge your loved one’s feelings

Have an open mind and be flexible: Your visit may not go according to how you have planned, but that is all right. With an open mind, adapt to your loved one’s energy levels, mood, etc.

Dementia can cause your loved one to experience feelings of anxiety, anger and agitation. Acknowledge how your loved one feels and provide some assurance.

5

Adapt your communication style

Explore other methods of communication other than talking. Hold your loved one’s hand, give him or her a hug, a shoulder rub or hand massage to complement or replace conversation.

Communicate clearly by asking closed-ended questions (‘yes’ or ‘no’ reply) instead of open-ended questions. Listen patiently and allow him or her time to respond or search for the right words. With dementia, your loved one’s ability to express himself or herself may be affected. Try not to finish his or her sentence.

6

Keep in touch

Often, it is assumed that with memory loss, interaction with loved ones and friends holds little or no purpose. However, offering your loved one your time and presence helps to sustain their emotional well-being. Be comfortable with silence as it is not a bad thing. Savour each other’s presence and your time with each other.

Taking public transport

Public transport is a common mode of transport for Singaporeans. This does not change even with the onset of dementia. Having an easily accessible transportation system enables persons living with dementia to stay connected to their friends, families, and community, and even to healthcare.

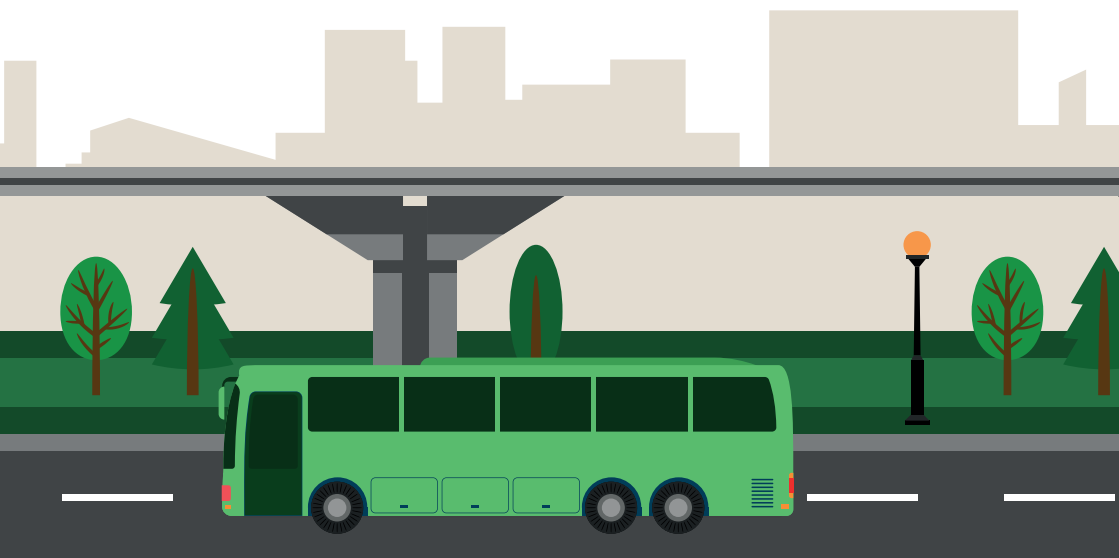
Tips for travelling on public transport with your loved one

- Plan the route before you make the journey.
- Allow enough time for travel.
- Take note of any situations or triggers that may make your loved one with dementia feel uncomfortable.
- Bring along a friend or relative for extra support if needed.

Challenges faced by persons living with dementia

Dementia can make it challenging for people to access transport. Some reasons are:

- Memory loss of transport routes.
- Disorientation of time and space.
- Misplacing items whilst travelling (e.g. ezlink card, bag).
- Decreased judgement and difficulty planning and organising transport.
- Difficulty in communicating to transport operators where they want to go.
- Changes in mood or behaviour whilst using public transport.




A person living with dementia should be aided by a caregiver as they may not feel comfortable travelling alone. Not allowing a person living with dementia to go out may make them socially isolated and depressed.

For service information, linkage and resources on mental health or caregiving, email enquiries@aic.sg.

Initiatives by local transport providers

Grab has introduced their **GrabAssist** programme, where drivers are trained in helping out passengers with different accessibility needs.

SMRT launched the **Go-To-SMRT** initiative to provide wayfinding, first aid, and support to persons living with dementia and their caregivers at selected MRT stations and bus interchanges.



Festive celebration

Festivities are typically a time for joy and celebration across all cultures. However, it may present as a stressful time for both caregivers and persons living with dementia due to a disruption in their usual routine. Here are some practical tips on how you can make the time an enjoyable one for all family members.



1. Consider the food

Food is often a highlight in family get-togethers. Ensure that the food being served can also be savoured by your loved one. Try to serve softer food in smaller portion sizes for easier swallowing and digestion.



2. Planning the day

Try to keep to your loved one's usual routine as much as possible. Allocate rest time in the schedule or stagger visit timings if you have relatives coming by, to avoid overwhelming him or her.



3. Preparing for the festivities

Try to involve them with simple activities, such as rolling the dough when baking festive goodies, or folding paper decorations. The preparation process can also help to orientate your loved one in the present moment and get them excited for the upcoming celebrations.



4. Communicate with your relatives

Allow your relatives to spend some one-on-one time with your loved one.



5. Prepare some reminiscence materials

Get your relatives involved by putting together a scrapbook with old photos and mementos from the past. This serves as a conversation starter between your relatives and your loved one living with dementia.



6. Enjoy the festivities

Get a relative or friend to help out with your caregiving duties so that you will have some time off for yourself to enjoy the festivities and celebrations too.





7. Employment for Persons Living with Young-Onset Dementia

It is hard to decide whether to tell an employer about a diagnosis of young-onset dementia. There are no set rules that work for everyone. For many people, it depends on the extent to which the symptoms affect their ability to do their job, the pace at which symptoms are progressing, and the support that may be required of (or that is likely to be offered by) the employer.

Young-onset dementia may have no impact on a person's ability to do their work at the early stage, although it is likely to do so over time. It is important for people living with young-onset dementia to consider options before making a decision about continuing with on-going employment or informing their employer.



Employment for persons living with young-onset dementia

While your loved one with dementia may be mentally ready and attempts to continue or return to the workforce, he or she needs to be prepared.

As a caregiver, you may share or discuss these tips with your loved one with young-onset dementia.

Assessing the work situation

- Consider possible safety risks associated with dementia symptoms (for example, if operating machinery, being responsible for financial matters or driving work vehicles) and if there is a duty of care to inform an employer or clients receiving a service.
- Allow time to absorb the diagnosis and do not rush into any decisions.
- Fully review all aspects of the situation before telling an employer.
- Talk to family, health professionals and where appropriate, a union representative about working conditions and health issues.
- Before considering resignation from employment, seek consultation and advice about employee entitlements and rights.

It may be useful to consider

- Job satisfaction or work performance in the current role.
- Access to staff counselling.
- The number of years of service to the company.
- The nature of the work you do, and whether changes associated with young-onset dementia may affect others.
- The ability of the company to provide support.
- Relationships with peers and management.
- Whether it may be possible to change or reduce duties or put in place support that may assist in carrying out the job.
- Available superannuation, death or disability insurance.
- The availability of an advocate when interacting with the employer.

The Heart of Care



Click
www.aic.sg



Call
1800 650 6060



Visit
AIC Link

The Agency for Integrated Care (AIC) aims to create a vibrant care community for people to live well and age gracefully. AIC coordinates and supports efforts in integrating care to achieve the best care outcomes for our clients.

We reach out to caregivers and seniors with information on staying active and ageing well, and connect people to services they need.

We support stakeholders in their efforts to raise the quality of care, and also work with health and social care partners to provide services for the ageing population. Our work in the community brings care services and information closer to those in need.